

ERA32-01 ~ ERA32-02

SUPER FAST RECOVERY RECTIFIER DIODES

PRV : 100 - 200 Volts

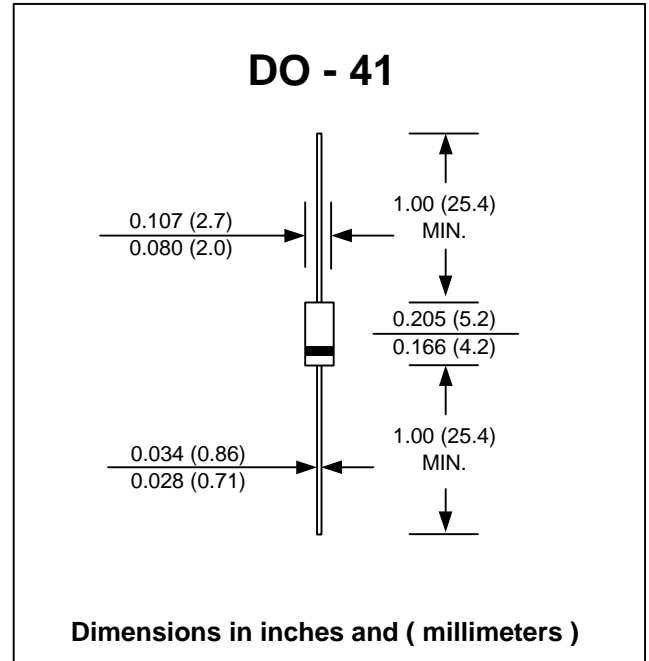
Io : 1.0 Ampere

FEATURES :

- * High current capability
- * High surge current capability
- * High reliability
- * Low reverse current
- * Low forward voltage drop
- * Fast switching for high efficiency
- * Pb / RoHS Free

MECHANICAL DATA :

- * Case : DO-41 Molded plastic
- * Epoxy : UL94V-O rate flame retardant
- * Lead : Axial lead solderable per MIL-STD-202, Method 208 guaranteed
- * Polarity : Color band denotes cathode end
- * Mounting position : Any
- * Weight : 0.34 gram



MAXIMUM RATINGS AND ELECTRICAL CHARACTERISTICS

Rating at 25 °C ambient temperature unless otherwise specified.
 Single phase, half wave, 60 Hz, resistive or inductive load.
 For capacitive load, derate current by 20%.

RATING	SYMBOL	ERA32-01	ERA32-02	UNIT
Maximum Repetitive Peak Reverse Voltage	VRRM	100	200	V
Maximum DC Blocking Voltage	VDC	70	140	V
Maximum Average Forward Current , Ta = 40 °C	IF(AV)	1.0		A
Maximum Peak Forward Surge Current (Sine wave, 10 ms)	IFSM	40		A
Maximum Forward Voltage at IF = 1 A	VF	0.92		V
Maximum Reverse Current at VRRM	IRRM	10	50	µA
Maximum Reverse Recovery Time (Note 1)	Trr	100		ns
Junction Temperature Range	TJ	- 40 to + 150		°C
Storage Temperature Range	TSTG	- 40 to + 150		°C

Note :

(1) Reverse Recovery Test Conditions : IF = 100 mA, IR = 100 mA.

RATING AND CHARACTERISTIC CURVES (ERA32-01 ~ ERA32-02)

FIG.1 - REVERSE RECOVERY TIME CHARACTERISTIC AND TEST CIRCUIT DIAGRAM

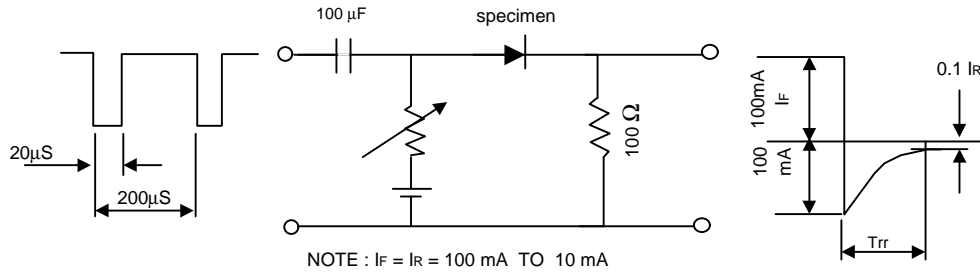


FIG.2 - DERATING CURVE FOR OUTPUT RECTIFIED CURRENT

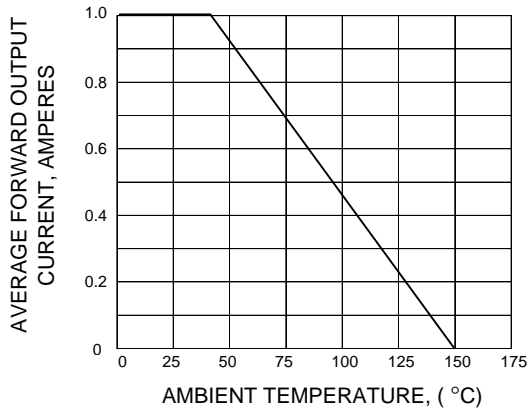


FIG.3 - MAXIMUM NON-REPETITIVE PEAK FORWARD SURGE CURRENT

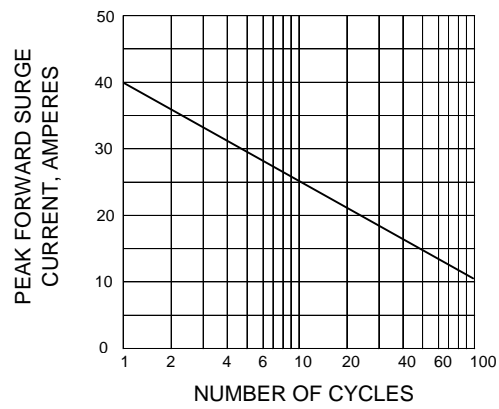


FIG.4 - TYPICAL FORWARD CHARACTERISTICS

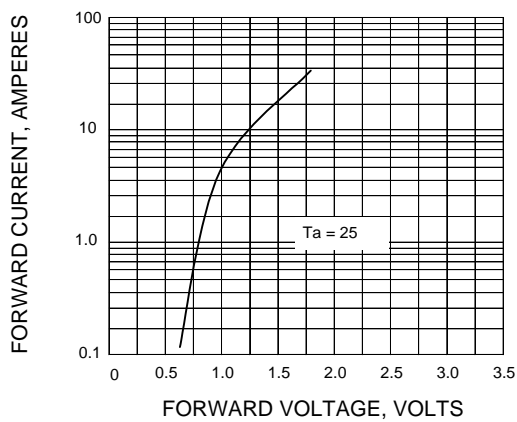


FIG.5 - TYPICAL REVERSE CHARACTERISTICS

